































































Swiss Private Banks by AUM (2024)






Rank (by AUM)	Bank	AUM (CHF b)	AUM Change	Net New Money (CHF m)	FTE	Return on AUM	Cost/Inc. Ratio
1	 UBS	USD 5253.0	45.2%	USD 80'000	138'462	1.52%	57.5%
2	 PICTET	633.3	4.2%	21'200	5'439	0.51%	76.7%
3	Julius Bär	410.6	0.6%	12'457	7'425	0.79%	84.1%
4	Vontobel	200.1	0.8%	-3'500	2'275	0.65%	79.9%
5	 J. SAFRA SARASIN <small>Sustainable Swiss Private Banking since 1841</small>	188.9	2.9%	7'352	2'503	0.93%	50.9%
6	 LOMBARD ODIER <small>EDMOND ODIER SAUTER REA TESS</small>	156.6	1.2%	1'244	2'863	0.90%	80.4%
7	 EDMOND DE ROTHSCHILD	152.9	4.0%	9'876	2'523	0.71%	85.8%
8	 UBP <small>UNION BANCAIRE PRIVEE</small>	131.2	0.3%	1'997	2'094	0.94%	78.1%
9	 EFG	121.6	0.5%	6'234	3'025	1.21%	74.6%
10	 HSBC Private Bank	56.5	9.2%	5'984	544	0.60%	84.7%
11	 LGT Private Banking	46.6	4.6%	2'028	755	0.89%	98.0%

Rank (by AUM)	Bank	AUM (CHF b)	AUM Change	Net New Money (CHF m)	FTE	Return on AUM	Cost/Inc. Ratio
12	 INDOSUEZ WEALTH MANAGEMENT	35.3	-5.4%	-1'677	893	1.09%	82.0%
13	 MIRABAUD	28.1	-3.5%	-1'567	756	1.08%	86.3%
14	 Rothschild & Co	28.1	2.9%	873	447	0.88%	76.5%
15	 scobag privatbank basel	27.0	-23.3%	-1'122	36	0.10%	47.0%
16	 Deutsche Bank	25.7	8.8%	2'588	464	1.13%	93.7%
17	 Goldman Sachs	22.6	0.8%	992	137	0.56%	57.4%
18	 citibank	22.0	-21.4%	-4'616	355	1.11%	85.4%
19	 BNP PARIBAS	20.0	-2.2%	170	832	1.87%	105.4%
20	 dreyfus	19.6	1.3%	-345	219	0.78%	65.0%
21	 BARCLAYS Private Bank	16.6	-2.4%	-155	221	0.72%	99.3%
22	 REYL INTESA SANPAOLO	14.3	-22.4%	-2'028	388	0.80%	92.4%
23	 CBH Compagnie Bancaire Helvétique	14.2	6.5%	1'329	244	1.34%	49.7%

Rank (by AUM)	Bank	AUM (CHF b)	AUM Change	Net New Money (CHF m)	FTE	Return on AUM	Cost/Inc. Ratio
24	 Syz PRIVATE BANKING	12.4	-4.8%	-445	233	0.94%	83.0%
25	 ARAB BANK SWITZERLAND	11.5	95.8%	582	321	2.33%	60.5%
26	 PKB	10.7	-0.4%	-331	431	1.33%	76.1%
27	 SOCIETE GENERALE Private Banking	10.1	-14.7%	-1'430	264	1.02%	96.6%
28	Lienhardt & Partner PRIVATBANK ZÜRICH	9.4	25.4%	1'581	100	0.54%	64.1%
29	 MAERKI BAUMANN & CO. AG PRIVATBANK	9.2	0.1%	-391	90	0.59%	73.6%
30	 Itaú	8.6	3.6%	449	77	0.81%	68.1%
31	 NBK Suisse	7.6	-0.7%	117	58	0.61%	67.3%
32	 VPBANK	7.2	-0.7%	-73	111	1.16%	46.8%
33	 BZ BANK AKTIENGESELLSCHAFT	7.1	-33.8%	-5'037	10	0.27%	42.7%
34	 Banca del Ceresio Lugano	7.1	1.0%	-254	150	0.81%	78.6%
35	 BERGOS	6.5	3.7%	157	132	0.83%	81.3%

Rank (by AUM)	Bank	AUM (CHF b)	AUM Change	Net New Money (CHF m)	FTE	Return on AUM	Cost/Inc. Ratio
36	 Axion SWISS Bank	6.2	2.5%	299	73	1.30%	43.2%
37	 HYPOSWISS PRIVATE BANK	6.2	-2.8%	-192	139	1.13%	78.3%
38	  PIGUET GALLAND & CIE SA BANQUIERS DEPUIS 1856	6.1	8.9%	480	167	1.22%	77.4%
39	 Schroders	6.0	1.2%	109	238	1.86%	84.2%
40	  QUILVEST SWITZERLAND	5.5	-16.7%	-813	85	0.50%	85.0%
41	 Frankfurter Bankgesellschaft PRIVATE BANK Zürich Frankfurt	5.4	7.0%	124	122	0.89%	97.4%
42	  DZ PRIVATBANK	5.3	0.5%	65	122	0.81%	85.1%
43	  GONET SACHGENOSSENSCHAFT	5.0	4.1%	375	124	1.34%	87.1%
44	  ONE swiss bank	5.0	12.8%	550	69	0.92%	71.5%
45	 BBVA	5.0	1.0%	847	n.a.	0.99%	82.2%
46	 Bank Audi Private Bank	4.4	-7.2%	-119	102	1.46%	79.0%
47	  BANQUE HERITAGE	4.0	0.7%	134	173	1.86%	76.7%

Rank (by AUM)	Bank	AUM (CHF b)	AUM Change	Net New Money (CHF m)	FTE	Return on AUM	Cost/Inc. Ratio
48	 BANCA DEL SEMPIONE SIMPLON BANK BANQUE DU SIMPLON	3.5	3.0%	80	142	1.39%	72.0%
49	 بنك أبوظبي الأول FAB First Abu Dhabi Bank	3.4	20.2%	736	50	1.22%	61.9%
50	 Bellerive Classic Private Banking	3.3	-3.0%	-294	14	0.65%	38.4%
51	 PRIVATE CLIENT BANK	3.2	-6.8%	85	25	0.27%	102.0%
52	  BANQUE CRAMER	3.2	7.3%	398	77	1.62%	70.3%
53	 VON GRAFFENRIED PRIVATBANK	3.1	11.9%	233	35	0.64%	58.3%
54	 IHAG PRIVATBANK	2.8	-19.3%	-735	74	0.48%	209.0%
55	 Van Lanschot	2.8	8.6%	106	36	0.72%	74.3%
56	 Banque Thaler Private Banking - Geneva	2.6	-1.7%	8	39	1.30%	53.8%
57	 Mehr als Geld bewegen Globalance Bank	1.8	4.3%	47	39	0.90%	92.7%
58	 QNB	1.6	-15.8%	-132	30	1.18%	88.5%
59	Zarattini & Co Bank	1.5	-8.8%	-94	80	1.57%	85.0%

Rank (by AUM)	Bank	AUM (CHF b)	AUM Change	Net New Money (CHF m)	FTE	Return on AUM	Cost/Inc. Ratio
60	 BANCA CREDINVEST	1.4	-8.4%	-110	43	1.30%	74.8%
61	NPB Neue Privat Bank	1.4	-36.6%	54	21	0.76%	60.3%
62	trafina PRIVATBANK AG	1.3	3.3%	-29	10	0.75%	62.0%
63	Bank von Roll 	1.3	0.4%	32	24	1.29%	66.3%
64	BANCA ALETTI 	0.7	4.1%	39	16	0.61%	115.3%
65	Mercantil 	0.6	1.1%	10	19	1.82%	78.8%
66	 SOCIETÀ BANCARIA TICINESE	0.4	-1.0%	-7	17	1.77%	64.9%

Download the full study "Wealth Management in Switzerland 2024":

<https://digitalcollection.zhaw.ch/items/4697b669-6489-4e1f-9838-51f95215ef98>