
































































Swiss Bank	HQ	# BoD members	Of which: # Female	% Female	AUM (CHF b)	# FTE
 EFG (Group)	Zurich	13	2	15%	120.9	2'828
 Zürcher Kantonalbank	Zurich	13	3	23%	334.8	5'249
 CREDIT SUISSE (Group)	Zurich	12	7	58%	1'261.5	50'480
 UBS (Group)	Zurich	12	4	33%	3'617.0	72'597
 BNP PARIBAS	Geneva	10	2	20%	20.4	881
 INDOSUEZ WEALTH MANAGEMENT	Geneva	10	3	30%	37.4	906
 dreyfus	Basel	10	1	10%	19.4	215
Bank Audi	Geneva	9	1	11%	4.7	103
 EDMOND DE ROTHSCHILD	Geneva	9	3	33%	147.0	2'438
Julius Bär	Zurich	9	3	33%	327.4	n.a.
Vontobel	Zurich	9	3	33%	198.6	2'214
 BARCLAYS	Geneva	8	3	38%	17.0	214
 CBH <small>Compagnie Bancaire Helvétique</small>	Geneva	8	2	25%	13.3	232
 HYPOSWISS PRIVATE BANK	Geneva	8	0	0%	6.3	140
 REYL	Geneva	8	2	25%	18.4	314
 SOCIETE GENERALE	Geneva	8	4	50%	11.8	300
 UBP	Geneva	8	3	38%	140.4	1'960
 BANCA DEL SEMPIONE PRIVATE BANK SINCE 1960	Lugano	7	1	14%	3.8	134
 BANQUE CANTONALE	Geneva	7	1	14%	2.5	79
 BERGROS	Zurich	7	1	14%	6.2	112
 Deutsche Bank	Geneva	7	3	43%	23.6	454
 Graubündner Kantonalbank	Chur	7	3	43%	n.a.	981
 PKB	Lugano	7	0	0%	10.8	436
 PRIVATE CLIENT BANK	Zurich	7	1	14%	3.4	23
 ceresio investors	Lugano	6	1	17%	7.0	147
 Syz <small>for the future...</small>	Geneva	6	2	33%	13.1	223
 citibank	Zurich	6	3	50%	27.9	341
 FAB <small>FABRIEDEL & BÜLLI</small>	Geneva	6	1	17%	2.9	49
 Frankfurter Bankgesellschaft	Zurich	6	0	0%	5.1	114
 GlobalanceBank <small>Mehr als nur ein Name</small>	Zurich	6	2	33%	1.7	35
 IGT	Basel	6	1	17%	44.6	653
 MAERKI BALMANN & CO. AG <small>1845</small>	Zurich	6	1	17%	9.2	83
 NBK Suisse	Geneva	6	0	0%	7.7	53

Swiss Bank	HQ	# BoD members	Of which: # Female	% Female	AUM (CHF b)	# FTE
 QNB	Geneva	6	0	0%	1.9	30
 Axion SWISS Bank	Lugano	5	0	0%	6.1	67
 BANCA CREDINVEST	Lugano	5	0	0%	1.5	42
Zarattini & Co Bank	Lugano	5	1	20%	1.7	81
 BONHÖTE Banquiers depuis 1815	Neuchâtel	5	1	20%	4.5	92
 BANQUE ERIC STURDZA	Geneva	5	1	20%	2.2	71
 BBVA	Zurich	5	1	20%	4.9	n.a.
 Goldman Sachs	Zurich	5	1	20%	22.4	144
 Mercantil	Zurich	5	1	20%	0.6	20
 SWISS BANK ONE	Geneva	5	1	20%	4.4	69
 PICTET 1805	Geneva	5	0	0%	607.9	5'307
 PIQUET GALLAND & CIE SA Banquiers depuis 1805	Yverdon	5	1	20%	5.6	158
 Bellerive Classic Private Banking	Zurich	5	1	20%	3.4	14
 IMAG PRIVATBANK	Zurich	5	1	20%	3.5	77
 Rothschild & Co	Zurich	5	0	0%	27.3	388
 J. SAFRA SARASIN	Basel	5	0	0%	132.6	n.a.
BANCA ALETTI  BANCO BPM	Lugano	4	0	0%	0.7	15
 Itaú	Zurich	4	0	0%	8.3	79
 BANK VON ROLL PRIVATBANK	Zurich	4	0	0%	1.3	24
 Investec	Zurich	4	0	0%	2.5	36
 Lienhardt & Partner PRIVATBANK ZÜRICH	Zurich	4	0	0%	7.5	100
 MIRABAUD	Geneva	4	1	25%	29.1	n.a.
 trafina PRIVATBANK AG	Basel	4	0	0%	1.3	10
 VON GRAFFENRIED PRIVATBANK	Bern	4	2	50%	2.7	36
 VPBANK	Zurich	4	0	0%	7.3	99
 BZ BANK AKTIENGESELLSCHAFT	Freienbach	3	0	0%	10.7	10
 E7 DZ PRIVATBANK	Zurich	3	0	0%	5.3	105
 KALEIDO	Zurich	3	1	33%	n.a.	26
 LOMBARD ODIER COMPTOIR D'ESCOMPTE DE GENÈVE	Geneva	3	0	0%	154.8	2'679
 NPB Neue Privat Bank	Zurich	3	1	33%	2.1	18
 Schroders	Zurich	3	1	33%	6.0	249
 scobag privatbank basel	Basel	3	0	0%	35.1	35
 SOCIETA BANCARIA TICINESE	Bellinzona	3	0	0%	0.4	16

Swiss Bank	HQ	# BoD members	Of which: # Female	% Female	AUM (CHF b)	# FTE
 Van Lanschot	Zurich	3	0	0%	2.5	35

Source: Wealth Management in Switzerland – Edition 2, ZHAW, 2024

https://digitalcollection.zhaw.ch/bitstream/11475/30312/2/2024_Kuenzle-Hefti_Wealth-Management-in-Switzerland-Edition-2.pdf